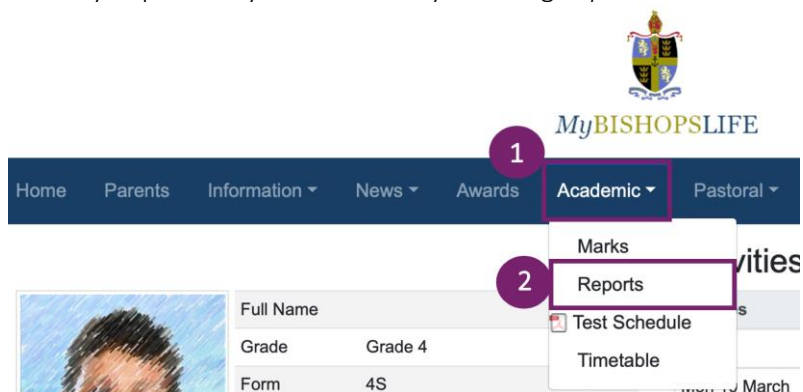


## Industry Reports: Grades 4 - 7

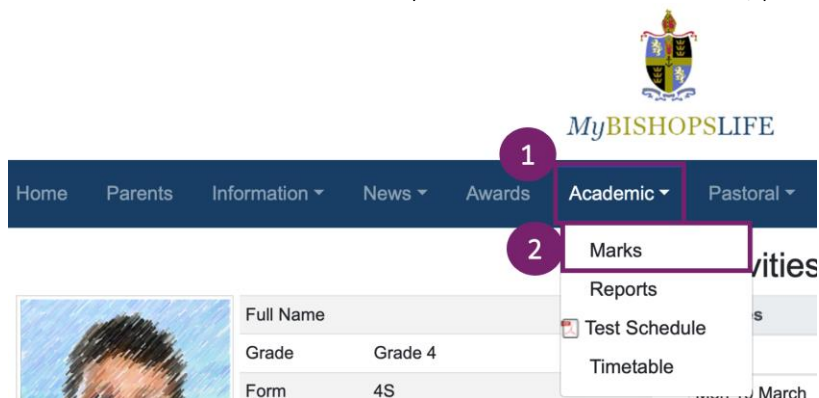
The Grade 4 to 7 Industry Reports will be released to your son's profile on MyBishopsLife on Tuesday 18<sup>th</sup> March.

Industry Reports may be accessed by selecting *Reports* from the *Academic* menu on MyBishopsLife:



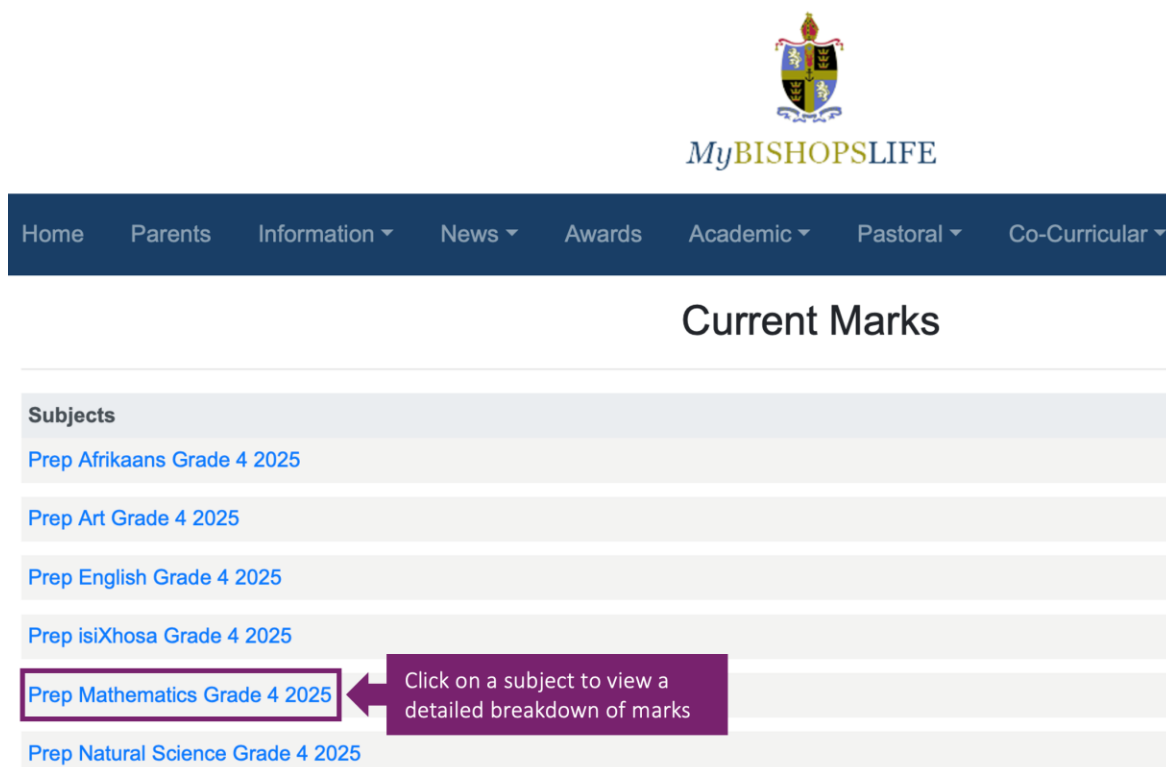
The screenshot shows the MyBishopsLife website interface. At the top is the school crest and the text 'MyBISHOPSLIFE'. Below this is a dark blue navigation bar with the following items: Home, Parents, Information, News, Awards, Academic, and Pastoral. A red circle with the number '1' is placed over the 'Academic' menu item. A dropdown menu is open from 'Academic', showing four options: Marks, Reports, Test Schedule, and Timetable. A red circle with the number '2' is placed over the 'Reports' option. Below the navigation bar, a user profile card is visible, showing a profile picture, a 'Full Name' field, and a table with 'Grade' (Grade 4) and 'Form' (4S).

1. To view a breakdown to date of your son's Semester 1 marks, please select Marks from the Academic menu:



This screenshot is similar to the previous one, showing the MyBishopsLife website. The 'Academic' menu is highlighted with a red circle '1', and its dropdown menu is open. The 'Marks' option is highlighted with a red circle '2'. The rest of the page layout, including the navigation bar and the user profile card, is identical to the previous screenshot.

2. On the Marks screen, all your son's subjects are listed. Click on each subject to view a detailed breakdown of your son's marks to date. Assessments are released throughout the term and all marks will reflect by the end of each term.



The screenshot shows the 'Current Marks' page on MyBishopsLife. At the top is the school crest and the text 'MyBISHOPSLIFE'. Below this is a dark blue navigation bar with the following items: Home, Parents, Information, News, Awards, Academic, Pastoral, and Co-Curricular. The main heading is 'Current Marks'. Below this is a list of subjects under the heading 'Subjects':

- [Prep Afrikaans Grade 4 2025](#)
- [Prep Art Grade 4 2025](#)
- [Prep English Grade 4 2025](#)
- [Prep isiXhosa Grade 4 2025](#)
- [Prep Mathematics Grade 4 2025](#)
- [Prep Natural Science Grade 4 2025](#)

A red box highlights the 'Prep Mathematics Grade 4 2025' link, and a red arrow points to it from a text box that says 'Click on a subject to view a detailed breakdown of marks'.

3. Each subject breakdown consists of a Subject Mark which is a rolling percentage that re-calculates as assessments are released to MyBishopsLife:

Prep isiXhosa Grade 4 2025

Prep Mathematics Grade 4 2025

Assessment	Type	Mark	Weighting
MATHS Subject Mark (%)	Calculation	95	100
Term 1: Mental Maths Test	Assessment	19 / 20	5

↑  
This is the SUBJECT MARK which is a %

4. The column entitled MARKS indicates the actual mark received for an assessment:

Prep isiXhosa Grade 4 2025

Prep Mathematics Grade 4 2025

Assessment	Type	Mark	Weighting
MATHS Subject Mark (%)	Calculation	95	100
Term 1: Mental Maths Test	Assessment	19 / 20	5

↑  
Actual mark achieved for the assessment

5. The WEIGHTING column indicates how much each assessment counts towards the overall subject mark:

Prep isiXhosa Grade 4 2025

Prep Mathematics Grade 4 2025

Assessment	Type	Mark	Weighting
MATHS Subject Mark (%)	Calculation	95	100
Term 1: Mental Maths Test	Assessment	19 / 20	5

↑  
Task WEIGHTING

6. Assessments are weighted differently for different subjects. By the end of each semester though, the weightings of a subject's assessments will add up to 100 i.e., you will know exactly what percentage of the subject mark each assessment is worth.